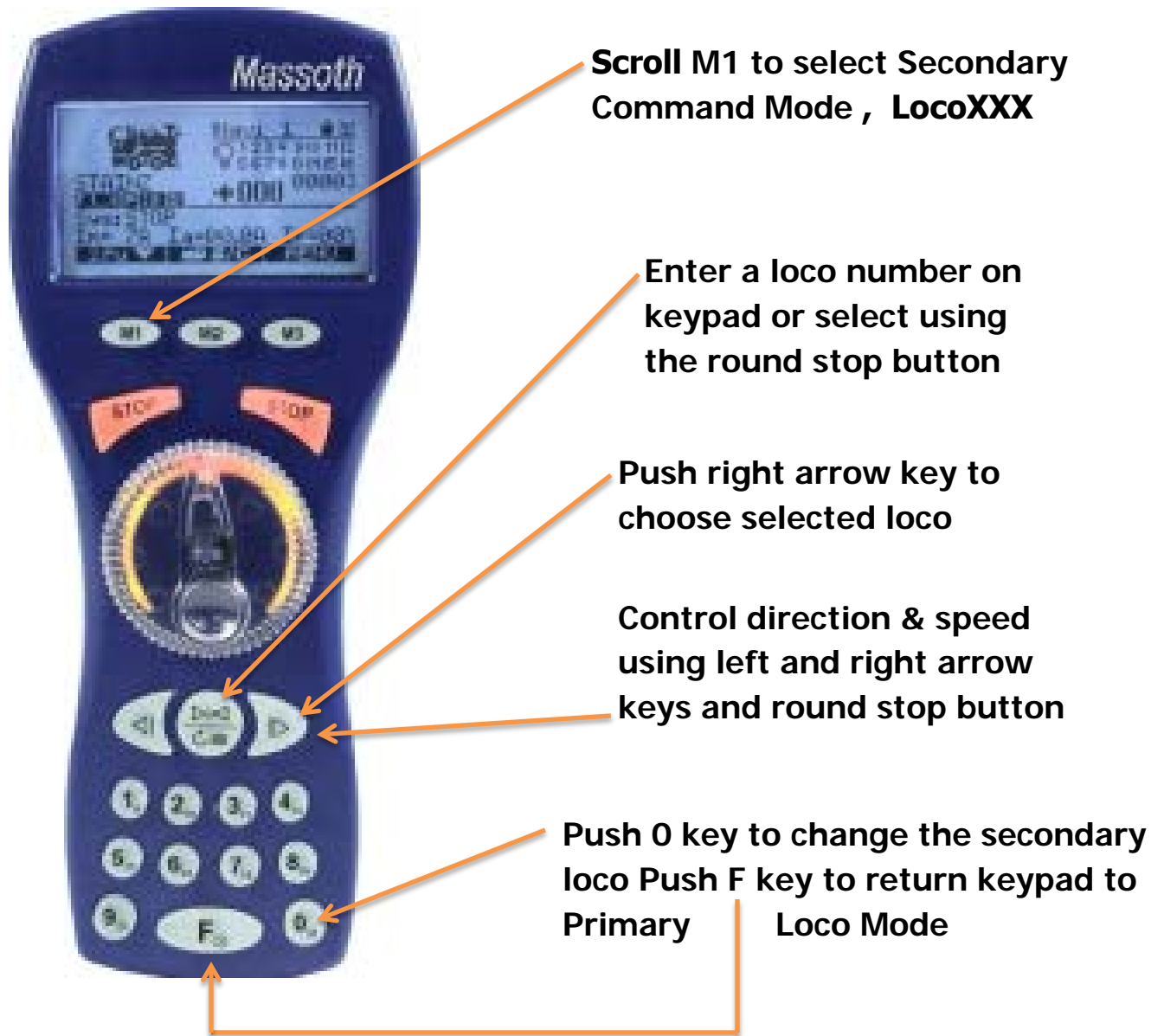


SECONDARY CONTROLS - HOW TO CONTROL 2 LOCOS

Second loco mode



SECONDARY CONTROLS – HOW TO SWITCH THE KEYPAD BACK TO THE PRIMARY LOCO



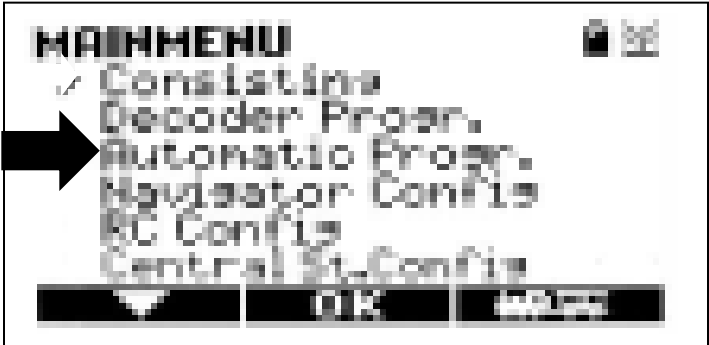
Push F key to return keypad to the primary loco functions
F 1...8 or F 9...16

Numeric keys always operate the primary locos function when LCD displays F 1...8 or F 9...16



NOTE: The primary speed and direction control always operates the primary loco or a consist

CONFIG CONSIST



Enter Consist Menu

- M3 for Menu
- M1 ↓
- M1 ↓ Automatic Progn.
- M2 Then push (OK)




M1 ▼ Consist Progr.

M2 Then push OK

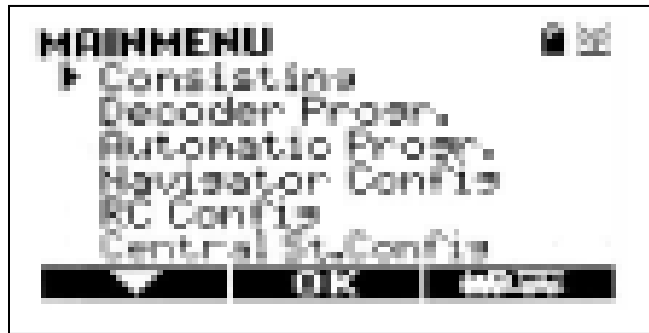


Enter a Consist (1 to 16)
M2 Then push (OK)



Enter Loco #
Push M2 Then push (OK)
Repeat up to 4 times
Push M3 to Exit

SELECT AND OPERATE CONSIST



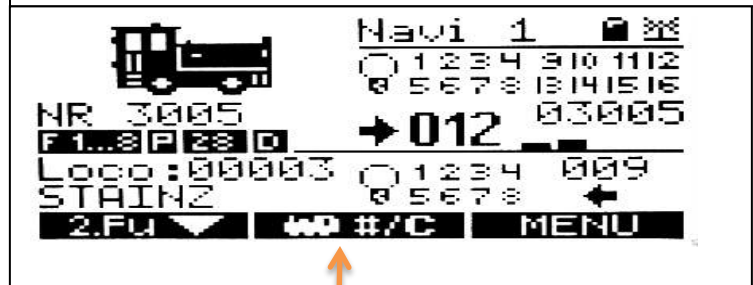
Push the M3 (Menu)
Push M2 (OK) Key
To select Consist



Scroll M2 to highlight and select a previous configured consist.

Push M3 (OK) to confirm selection

Run Consist the same as a Loco



NOTE: When running in Consist Mode there will be 2 locos that appear in this window above M2 Key, Not one,